

VizMark™

FIND. BIOPSY. MARK. REMOVE.

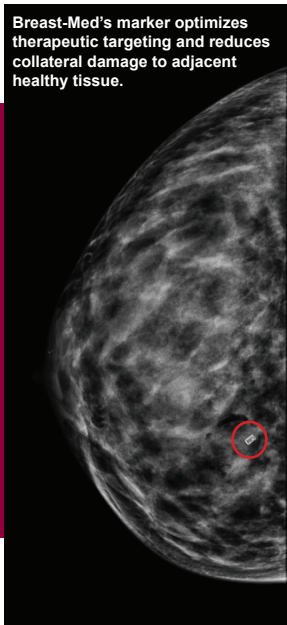
Macromolecular Biopsy Tissue Marker



Breast-Med VizMark™ marker enhances tissue identification during MR and MR Spectroscopy by avoiding interference with future imaging.

Breast-Med's marker optimizes therapeutic targeting and reduces collateral damage to adjacent healthy tissue.

- Offers superior visualization under X-ray and ultrasound
- 13 gauge applicator
- Gadolinium composition illuminates under MRI, X-ray and ultrasound
- Permanent FDA approved tissue marker

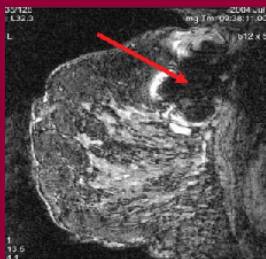


For more information visit:

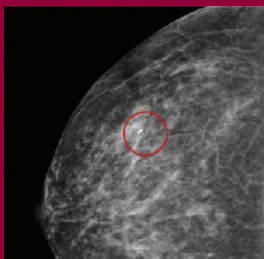
www.breastmed.net | Call: 763.475.3388

Email: breast-med@comcast.net | Patent: 7702378 B2

VizMark™ dramatically improves patient diagnosis, staging, therapy and follow-up of breast cancer.



Imaging without VizMark™



Imaging with VizMark™

Conventional markers typically consist of solid objects, that often interfere with imaging procedures and limited permanent visibility.

Breast-Med's tissue marker is permanent, fully-implantable, hermetically-sealed and well-visualized in all tumor and tissue types.

VizMark™ produces a change in signal intensity under magnetic resonance imaging.



BREAST-MED, INC.

For more information visit:

www.breastmed.net | Call: 763.475.3388

Email: breast-med@comcast.net | Patent: 7702378 B2